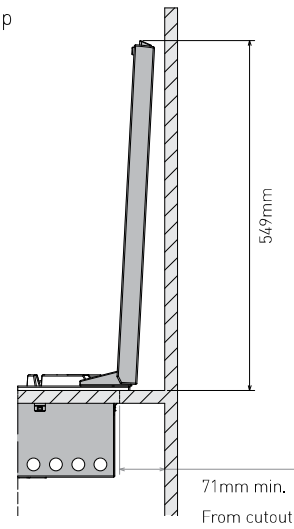


Vent 250mm x 25mm (required when installed separately to barbecue)

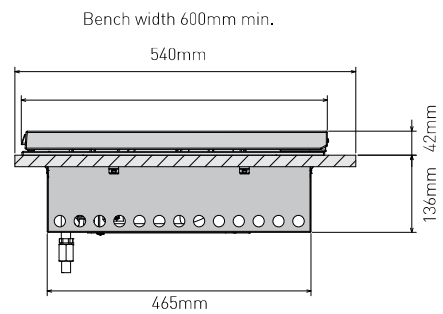
! WARNING!

- This appliance requires venting. This vent is to allow air into the enclosure for the correct combustion of gases and for the correct exhausting of the products of combustion. The vent must be no less than 250mm x 25mm unless installed adjacent to integrated barbecue refer to diagram on page 13.

Side view - lid up

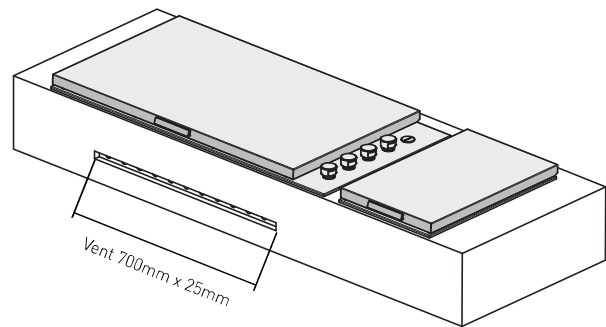


Side view - lid down



LPG requirements

- If an LPG bottle is to be stored in the enclosure under the burner unit, it must be isolated from the burner unit with a non-combustible panel.
- Ventilation requirements for cylinder storage are:
 - Where of sheet metal or similar impervious construction there shall be ventilation openings at the top and bottom of the enclosure or recess, each opening providing a free area of at least 200cm² for every cylinder enclosed.
- For LPG installations having enclosed cabinetry below the separation panel that does not contain a gas bottle, low level venting must be installed. This is to allow the gas which is heavier than air escape from the enclosure in the situation where there may be a leak. A minimum opening of 200cm² is required.



When installing integrated burner with the integrated barbecue, ventilation to the side burner can be achieved from one common vent (as shown above). Provided there is no restriction of airflow in the enclosure construction (i.e. no separation panel between barbecue and side burner).

A minimum clearance of 80mm (as shown on page 12) must be observed. This prevents heat transfer between units.

Refer to manufacturer's instructions for construction requirements of specific bench top materials.